

# MONTHLY MIGRATION STATISTICS



Reference Month:  
**July 2016**

Civil Registry and Migration Department

## QUICK DATA

### Main categories (basis: valid res. perm.)

- 1 Domestic Employment
- 2 Immigration Permits
- 3 General Employment

### Main countries of origin (basis: applicat.)

	Entry Permits	Resid. Permits
1	India	India
2	Nepal	Russia
3	Sri Lanka	China

### Valid res. Permits on 31.7.2016:

63203

### Applications submitted:

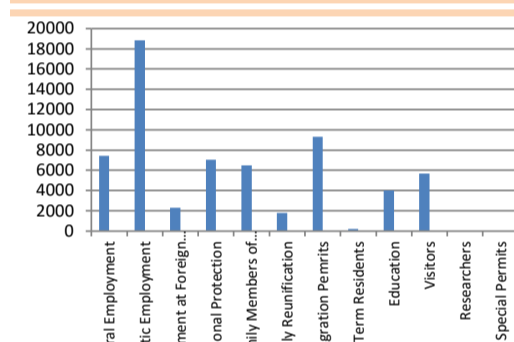
	Entry Permits	Resid. Permits
	765	5435

### Permits issued:

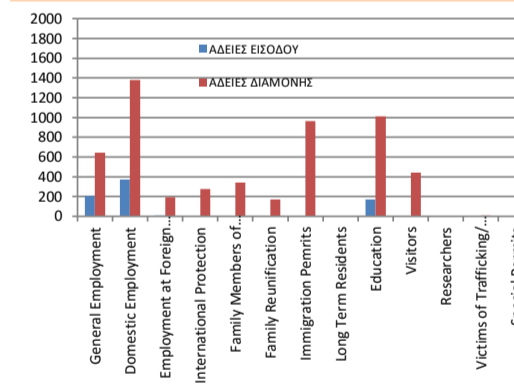
	Entry Permits	Resid. Permits
	632	3472

## GRAPHICS

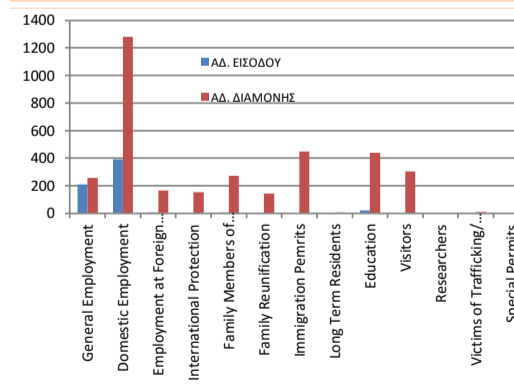
### Valid Res. Permits on 31.7.2016



### Applications Submitted



### Permits Issued



## VALID RES. PERMITS ON 31.7.2016

Category	Count	Percentage	Change
General Employment	7423	11.74%	↓
Domestic Employment	18844	29.82%	↑
Employment at Foreign Companies	2294	3.63%	↑
International Protection	7036	11.13%	↑
Family Members of Cypriots	6503	10.29%	↓
Family Reunification	1799	2.85%	↓
Immigration Permits	9302	14.72%	↑
Long Term Residents	219	0.35%	↑
Education	4023	6.37%	↓
Visitors	5657	8.95%	↓
Researchers	6	0.01%	↑
Victims of Trafficking/ Exploitation	70	0.11%	↓
Special Permits	27	0.04%	↓
<b>Total:</b>	<b>63203</b>	<b>100.00%</b>	<b>↓</b>

## SUBMITTED APPLICATIONS

Category	Entry	%	Change	Residence	%	Change
General Employment	205	26.80%	↑	642	11.81%	↓
Domestic Employment	374	48.89%	↑	1381	25.41%	↓
Employment at Foreign Companies	7	0.92%	↓	193	3.55%	↑
International Protection	0	0.00%	↔	276	5.08%	↓
Family Members of Cypriots	6	0.78%	↑	340	6.26%	↓
Family Reunification	0	0.00%	↑	170	3.13%	↓
Immigration Permits	0	0.00%	↔	966	17.77%	↑
Long Term Residents	0	0.00%	↔	4	0.07%	↑
Education	170	22.22%	↓	1010	18.58%	↑
Visitors	3	0.39%	↑	442	8.13%	↓
Researchers	0	0.00%	↔	3	0.06%	↑
Victims of Trafficking/ Exploitation	0	0.00%	↔	7	0.13%	↑
Special Permits	0	0.00%	↔	1	0.02%	↓
<b>Total:</b>	<b>765</b>	<b>100%</b>	<b>↑</b>	<b>5435</b>	<b>100%</b>	<b>↑</b>

## PERMITS ISSUED

Category	Entry	%	Change	Residence	%	Change
General Employment	208	32.91%	↑	256	7.37%	↑
Domestic Employment	390	61.71%	↑	1279	36.84%	↑
Employment at Foreign Companies	4	0.63%	↑	165	4.75%	↓
International Protection	0	0.00%	↔	154	4.44%	↓
Family Members of Cypriots	5	0.79%	↑	273	7.86%	↑
Family Reunification	2	0.32%	↑	144	4.15%	↓
Immigration Permits	0	0.00%	↔	448	12.90%	↓
Long Term Residents	0	0.00%	↔	4	0.12%	↔
Education	20	3.16%	↓	437	12.59%	↓
Visitors	3	0.47%	↑	302	8.70%	↓
Researchers	0	0.00%	↔	2	0.06%	↑
Victims of Trafficking/ Exploitation	0	0.00%	↔	7	0.20%	↑
Special Permits	0	0.00%	↔	1	0.03%	↓
<b>Total:</b>	<b>632</b>	<b>100%</b>	<b>↓</b>	<b>3472</b>	<b>100%</b>	<b>↓</b>

\* Compared to previous month

## TOTALS COMPARISON TO JUNE 2016

	JUNE	JULY	CHANGE
<b>VALID RESIDENCE PERMITS</b>	63934	63203	-1.14%
<b>SUBMITTED APPLIC. FOR ENTRY PERMITS</b>	602	765	27.08%
<b>SUBMITTED APPLIC. FOR RESID. PERMITS</b>	4834	5435	12.43%
<b>ISSUED ENTRY PERMITS</b>	1664	632	-62.02%
<b>ISSUED RESIDENCE PERMITS</b>	3936	3472	-11.79%