

MONTHLY MIGRATION STATISTICS



Reference Month:
April 2016

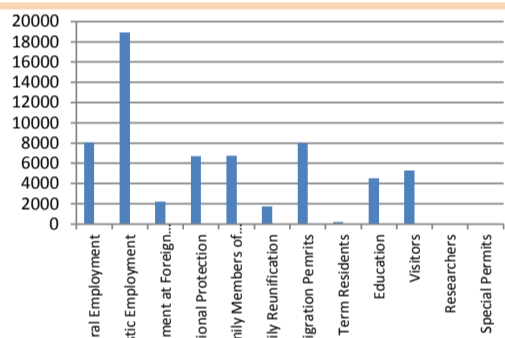
Civil Registry and Migration Department

QUICK DATA	
Main categories (basis: valid res. perm.)	
1	Domestic Employment
2	General Employment
3	Immigration Permits
Main countries of origin (basis: applicat.)	
	Entry Permits
	Resid. Permits
1	India
	Russia
2	Bangladesh
	Philippines
3	Pakistan
	India
Valid res. Permits on 30.4.2016:	
	62454
Applications submitted:	
	Entry Permits
	Resid. Permits
	1321
	4474
Permits issued:	
	Entry Permits
	Resid. Permits
	689
	4751

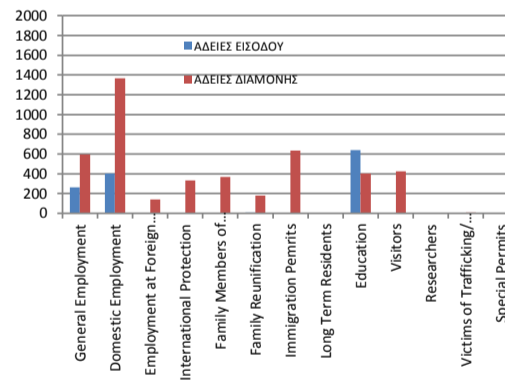
VALID RES. PERMITS ON 30.4.2016			
General Employment	8071	12.92%	↑
Domestic Employment	18902	30.27%	↓
Employment at Foreign Companies	2206	3.53%	↑
International Protection	6703	10.73%	↑
Family Members of Cypriots	6750	10.81%	↑
Family Reunification	1723	2.76%	↑
Immigration Pemrits	7969	12.76%	↑
Long Term Residents	220	0.35%	↑
Education	4530	7.25%	↔
Visitors	5270	8.44%	↑
Researchers	3	0.00%	↑
Victims of Trafficking/ Exploitation	89	0.14%	↑
Special Permits	18	0.03%	↔
Total:	62454	100.00%	↑

GRAPHICS

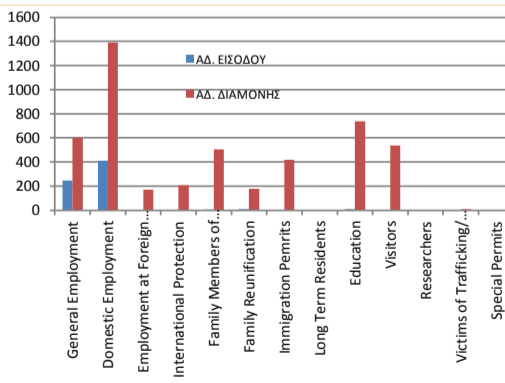
Valid Res. Permits on 30.4.2016



Applications Submitted



Permits Issued



SUBMITTED APPLICATIONS		Entry	*	Residence	*
General Employment	262	19.83%	↑	598	13.37%
Domestic Employment	401	30.36%	↓	1368	30.58%
Employment at Foreign Companies	4	0.30%	↓	141	3.15%
International Protection	0	0.00%	↔	333	7.44%
Family Members of Cypriots	6	0.45%	↔	369	8.25%
Family Reunification	7	0.53%	↑	179	4.00%
Immigration Pemrits	0	0.00%	↔	636	14.22%
Long Term Residents	0	0.00%	↔	3	0.07%
Education	639	48.37%	↑	405	9.05%
Visitors	2	0.15%	↑	427	9.54%
Researchers	0	0.00%	↔	0	0.00%
Victims of Trafficking/ Exploitation	0	0.00%	↔	10	0.22%
Special Permits	0	0.00%	↔	5	0.11%
Total:	1321	100%	↑	4474	100%

PERMITS ISSUED		Entry	*	Residence	*
General Employment	248	35.99%	↓	600	12.63%
Domestic Employment	413	59.94%	↓	1389	29.24%
Employment at Foreign Companies	3	0.44%	↓	172	3.62%
International Protection	0	0.00%	↔	206	4.34%
Family Members of Cypriots	5	0.73%	↓	504	10.61%
Family Reunification	10	1.45%	↑	177	3.73%
Immigration Pemrits	0	0.00%	↔	418	8.80%
Long Term Residents	0	0.00%	↔	0	0.00%
Education	9	1.31%	↓	738	15.53%
Visitors	1	0.15%	↑	536	11.28%
Researchers	0	0.00%	↔	1	0.02%
Victims of Trafficking/ Exploitation	0	0.00%	↔	9	0.19%
Special Permits	0	0.00%	↔	1	0.02%
Total:	689	100%	↓	4751	100%

* Compared to previous month

TOTALS COMPARISON TO FEBRUARY 2016			
	MAR.	APR.	CHANGE
VALID RESIDENCE PERMITS	60508	62454	3.22%
SUBMITTED APPLIC. FOR ENTRY PERMITS	706	1321	87.11%
SUBMITTED APPLIC. FOR RESID. PERMITS	6255	4474	-28.47%
ISSUED ENTRY PERMITS	1035	689	-33.43%
ISSUED RESIDENCE PERMITS	4834	4751	-1.72%