

MONTHLY MIGRATION STATISTICS



Reference Month:
March 2016

Civil Registry and Migration Department

QUICK DATA

Main categories (basis: valid res. perm.)

1 Domestic Employment

2 General Employment

3 Immigration Permits

Main countries of origin (basis: applicat.)

	Entry Permits	Resid. Permits
1	Nepal	Russia
2	Sri-Lanka	India
3	India	Filippines

Valid res. Permits on 31.3.2016:

60508

Applications submitted:

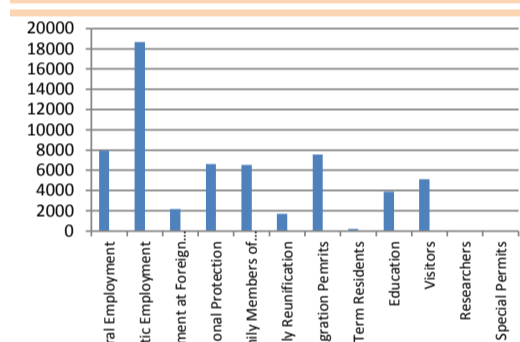
	Entry Permits	Resid. Permits
	706	6255

Permits issued:

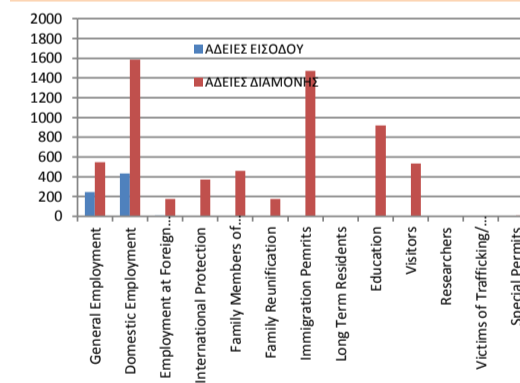
	Entry Permits	Resid. Permits
	1035	4834

GRAPHICS

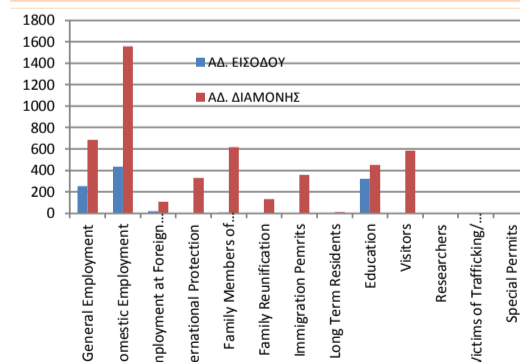
Valid Res. Permits on 31.3.2016



Applications Submitted



Permits Issued



VALID RES. PERMITS ON 31.3.2016

Category	Number	Percentage	Change
General Employment	7959	13.15%	↑
Domestic Employment	18673	30.86%	↑
Employment at Foreign Companies	2160	3.57%	↓
International Protection	6620	10.94%	↑
Family Members of Cypriots	6547	10.82%	↑
Family Reunification	1686	2.79%	↓
Immigration Permits	7567	12.51%	↑
Long Term Residents	220	0.36%	↑
Education	3872	6.40%	↑
Visitors	5099	8.43%	↓
Researchers	2	0.00%	↑
Victims of Trafficking/ Exploitation	85	0.14%	↓
Special Permits	18	0.03%	↑
Total:	60508	100.00%	↑

SUBMITTED APPLICATIONS

Category	Entry	Percentage	Change	Residence	Percentage	Change
General Employment	244	34.56%	↑	548	8.76%	↓
Domestic Employment	436	61.76%	↑	1585	25.34%	↓
Employment at Foreign Companies	10	1.42%	↓	176	2.81%	↑
International Protection	0	0.00%	↔	371	5.93%	↑
Family Members of Cypriots	6	0.85%	↑	460	7.35%	↓
Family Reunification	3	0.42%	↓	175	2.80%	↑
Immigration Permits	0	0.00%	↔	1472	23.53%	↑
Long Term Residents	0	0.00%	↔	6	0.10%	↓
Education	6	0.85%	↑	919	14.69%	↑
Visitors	1	0.14%	↔	533	8.52%	↑
Researchers	0	0.00%	↔	1	0.02%	↓
Victims of Trafficking/ Exploitation	0	0.00%	↔	2	0.03%	↑
Special Permits	0	0.00%	↔	7	0.11%	↔
Total:	706	100%	↓	6255	100%	↑

PERMITS ISSUED

Category	Entry	Percentage	Change	Residence	Percentage	Change
General Employment	251	24.25%	↑	686	14.19%	↑
Domestic Employment	435	42.03%	↑	1557	32.21%	↑
Employment at Foreign Companies	17	1.64%	↑	109	2.25%	↓
International Protection	0	0.00%	↔	330	6.83%	↓
Family Members of Cypriots	7	0.68%	↔	616	12.74%	↑
Family Reunification	2	0.19%	↔	132	2.73%	↓
Immigration Permits	0	0.00%	↔	356	7.36%	↑
Long Term Residents	0	0.00%	↔	9	0.19%	↑
Education	323	31.21%	↓	452	9.35%	↑
Visitors	0	0.00%	↓	584	12.08%	↑
Researchers	0	0.00%	↔	1	0.02%	↔
Victims of Trafficking/ Exploitation	0	0.00%	↔	1	0.02%	↓
Special Permits	0	0.00%	↔	1	0.02%	↓
Total:	1035	100%	↓	4834	100%	↑

* Compared to previous month

TOTALS COMPARISON TO FEBRUARY 2016

	FEB.	MAR.	CHANGE
VALID RESIDENCE PERMITS	58972	60508	2.60%
SUBMITTED APPLIC. FOR ENTRY PERMITS	666	706	6.01%
SUBMITTED APPLIC. FOR RESID. PERMITS	5765	6255	8.50%
ISSUED ENTRY PERMITS	1200	1035	-13.75%
ISSUED RESIDENCE PERMITS	4204	4834	14.99%