

MONTHLY MIGRATION STATISTICS



Reference Month:
February 2016

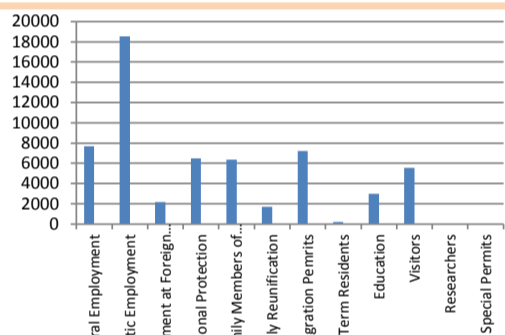
Civil Registry and Migration Department

QUICK DATA	
Main categories (basis: valid res. perm.)	
1	Domestic Employment
2	General Employment
3	Immigration Pemrits
Main countries of origin (basis: applicat.)	
	Entry Permits
	Resid. Permits
1	India
	Russia
2	Nepal
	Filippines
3	Sri-Lanka
	Bangladesh
Valid res. Permits on 31.3.2016:	
	58972
Applications submitted:	
	Entry Permits
	Resid. Permits
	666
	5765
Permits issued:	
	Entry Permits
	Resid. Permits
	1200
	4204

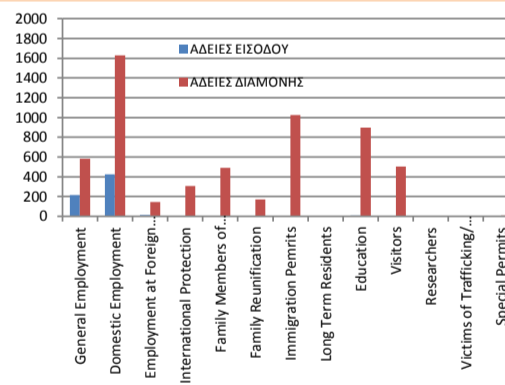
VALID RES. PERMITS ON 29.2.2016			
General Employment	7681	13.02%	↓
Domestic Employment	18534	31.43%	↔
Employment at Foreign Companies	2168	3.68%	↑
International Protection	6466	10.96%	↑
Family Members of Cypriots	6342	10.75%	↑
Family Reunification	1698	2.88%	↑
Immigration Pemrits	7216	12.24%	↑
Long Term Residents	218	0.37%	↓
Education	2994	5.08%	↓
Visitors	5549	9.41%	↑
Researchers	1	0.00%	***
Victims of Trafficking/ Exploitation	88	0.15%	***
Special Permits	17	0.03%	↑
Total:	58972	100.00%	↑

GRAPHICS

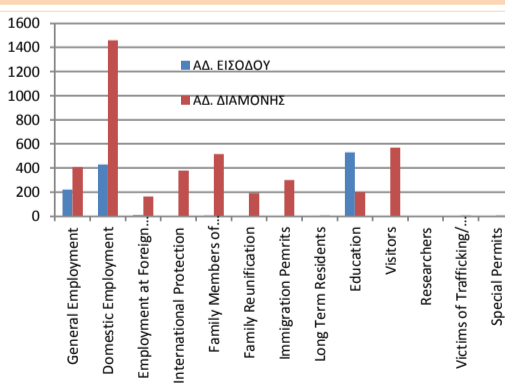
Valid Res. Permits on 29.2.2016



Applications Submitted



Permits Issued



SUBMITTED APPLICATIONS		Entry	*	Residence	*
General Employment	215	32.28%	↓	581	10.08%
Domestic Employment	423	63.51%	↑	1628	28.24%
Employment at Foreign Companies	12	1.80%	↑	144	2.50%
International Protection	0	0.00%	↔	306	5.31%
Family Members of Cypriots	4	0.60%	↓	489	8.48%
Family Reunification	4	0.60%	↑	170	2.95%
Immigration Pemrits	0	0.00%	↔	1027	17.81%
Long Term Residents	0	0.00%	↔	5	0.09%
Education	7	1.05%	↓	897	15.56%
Visitors	1	0.15%	↓	503	8.73%
Researchers	0	0.00%	***	2	0.03%
Victims of Trafficking/ Exploitation	0	0.00%	↔	6	0.10%
Special Permits	0	0.00%	↔	7	0.12%
Total:	666	100%	↓	5765	100%

PERMITS ISSUED		Entry	*	Residence	*
General Employment	222	18.50%	↑	407	9.68%
Domestic Employment	429	35.75%	↑	1457	34.66%
Employment at Foreign Companies	9	0.75%	↑	165	3.92%
International Protection	0	0.00%	↔	378	8.99%
Family Members of Cypriots	7	0.58%	↑	517	12.30%
Family Reunification	2	0.17%	↑	193	4.59%
Immigration Pemrits	0	0.00%	↔	301	7.16%
Long Term Residents	0	0.00%	↔	5	0.12%
Education	529	44.08%	↑	201	4.78%
Visitors	2	0.17%	↑	568	13.51%
Researchers	0	0.00%	***	1	0.02%
Victims of Trafficking/ Exploitation	0	0.00%	↔	6	0.14%
Special Permits	0	0.00%	↔	5	0.12%
Total:	1200	100%	↑	4204	100%

* Compared to previous month

TOTALS COMPARISON TO JANUARY 2016			
	JAN.	FEB.	CHANGE
VALID RESIDENCE PERMITS	58856	58972	0.20%
SUBMITTED APPLIC. FOR ENTRY PERMITS	1319	666	-49.51%
SUBMITTED APPLIC. FOR RESID. PERMITS	3973	5765	45.10%
ISSUED ENTRY PERMITS	751	1200	59.79%
ISSUED RESIDENCE PERMITS	4147	4204	1.37%